

POST 16 SUBJECT OVERVIEW

Name of Subject - GCE A level Photography

Which Examination Specification is Studied for this Course? - AQA 7206

Why should I study this course? - Photography A Level will introduce you to a variety of experiences, exploring a range of photographic media, techniques and processes. Researching the work of other photographers and artists is an integral part of the investigating and making process. You'll produce a sketchbook / workbook / journal, documenting your research and recording the development of your own work. When you complete the course you'll be able to express ideas and link your intentions to outcomes in a confident and assured manner. This qualification will encourage you to explore and develop specialist photography skills in a creative and innovative setting. We also visit London art galleries to further our contextual understanding, ideas for presentation and to undertake a workshop.

Who is suitable to study this course? - A high proportion of students go on to study at university and then into careers in the creative arts industry. Photography links well to A level studies in Fine Art, Media Studies and Design Technology. This course can lead to career opportunities in the following areas: photographer, gallery curatorial work, arts management, teaching/lecturing, animator, TV and film roles and photojournalist.

What GCSE Qualifications Support the Study of this Course? - Art and Design and Photography, Media Studies

What are the Qualification Requirements for this Course? - Level 5 + in Art and Design is an advantage, you do not need to have studied Photography but an aptitude and interest in taking photographs is highly desirable.

How is the Course Delivered? - There is currently one teacher in Yr12, 5 teaching hours per week, it is expected that at least a further 3 hours of independent study which can be done in enrichment time or at home, Google Classroom is used for sharing resources, assignments and online learning and assessment records, there are weekly practicals of two to three hours, DSLR cameras and printing are provided, photography sketchbooks are used for professional presentation of work as are online digital portfolios.

Subject Overview		
Half Term	Year 12	Year 13
Autumn 1	Skills Workshops/Portraits & Identity	Personal Investigation development
Autumn 2	Landscape & Natural Form	Personal Investigation completion
Spring 1	Still life/Exploring Colour	Externally Set Assignment choices
Spring 2	Documentary/Magazine Brief/Personal development	Externally Set Assignment development
Summer 1	Personal Project/Mock exam	External Set Assignment completion 15 hour timed outcome/s under Exam conditions.
Summer 2	Introduction to Personal Investigation	

How is the Course Assessed?

There are two components assessed with four Assessment Objectives.

Component 1- Personal Investigation (60% of the mark)- is coursework and assessed through project work and a personal project with a written assignment between 1000 and 3000 words.

Component 2-(40% of the Mark) is an **Externally Set Assignment** with a choice of themes supplied by the exam board at the beginning of February. At the end of the Externally Set Assignment you complete a 15 hour timed piece under exam conditions. Both components are internally assessed and externally moderated.

The four assessment objectives are:

A01 Develop - to develop a theme through research, investigation and experimentation.

A02 Explore - a sustained approach to media, materials and techniques.

A03 Record - detailed recording of ideas, observations and insights while reflecting critically on work and progress.

A04 Present - fully developed and meaningful realisation of intentions with connections to visual and other elements.

You receive a mark out of 96 for each component. These four areas are holistically assessed and coincide with Praising Stars reporting.

What is our Recommended Subject Reading list to Support your Study?

Roland Barthes *Camera Lucida* (1980)

Henri Cartier-Bresson *The Decisive Moment* (1952)

John Berger *Ways of Seeing* (1990)

John Berger *Understanding a Photograph* (2013)

Henry Carroll *Read this if you want to take great photographs* (2014)

Graham Clarke *How do we read a photograph? from 'The Photograph'* (1997)





John Garrett Collins *Complete Photography Course* (2008)

Susan Sontag *On Photography* (1977)



There is no textbook for Photography, but there are many resources in the Post 16 LRC to help support your study of this subject.

Below are the front covers of a small selection of some of the resources available from the Post 16 LRC for students to borrow.



Websites:

1. Digital Camera World www.digitalcameraworld.com
2. The British Journal of Photography www.1854.photography

3. Photography Life www.photographylife.com
4. Fstoppers www.fstoppers.com
5. Petapixel www.petapixel.com
6. The Photographers Gallery www.thephotographersgallery.org.uk

